


2013

DMV Annual Report



Dave Heineman, Governor
Rhonda K. Lahm, Director





Dave Heineman
Governor

STATE OF NEBRASKA

DEPARTMENT OF MOTOR VEHICLES
Rhonda K. Lahm
Director

May 2014

This last year has been an exciting and productive year for the Department of Motor Vehicles. I am excited to share with you the following pages of the 2013 Annual Report. This document contains information on specific accomplishments of each division within the department, as well as statistical data related to drivers and vehicles in Nebraska.

The report is published solely in electronic format. A downloadable copy of the 2013 Annual Report, as well as information related to the department and all Department of Motor Vehicle forms are available at www.dmv.ne.gov. We have continued to leverage the use of technology to better serve the citizens of Nebraska. In that regard, I encourage you to take advantage of the growing list of online services offered by visiting www.clickDMV.ne.gov.

I would like to take this opportunity to thank Governor Heineman, the state legislators, county officials, fellow state agencies, and members of our advisory boards and task forces for their support. The success of our department hinges on the continued support of these partners. In addition, I would like to recognize the employees of the Department of Motor Vehicles. They not only work hard to provide quality service to the residents of Nebraska, but this last year they set a new benchmark for giving to the community through the Charitable Giving Campaign.

If you have any questions regarding the information provided in the 2013 Annual Report, or would like additional information regarding the Department of Motor Vehicles, please feel free to contact us at (402) 471-3900.

Sincerely,

Rhonda K. Lahm
Director

301 Centennial Mall South • P.O. Box 94789 • Lincoln, Nebraska 68509-4789 • Phone (402) 471-2281 • TDD (402) 471-4154 (Hearing Impaired)
www.dmv.ne.gov



An Equal Opportunity/Affirmative Action Employer
Printed with soy ink on recycled paper



Table of Contents

Mission/Vision Station	4
Executive Summary	5
Administration Division	7
Legal Division	7
Administrative License Revocation (ALR) Statistics	9
Information Systems Division	10
Motor Carrier Services Division	11
Motor Carrier Services Statistics	12
Financial Responsibility Division	13
Financial Responsibility Statistics	15
Driver Licensing Services	16
Driver Licensing Services Statistics	19
Driver Licensing Services Document Types	20
NE Licensed Drivers by Type of License/Permit and Age	21
Licensed Drivers by County	22
NE School Permit Drivers by County	23
Driver and Vehicle Records Division	24
Driver and Vehicle Records Statistics	27
Total Vehicles Registered	29



Nebraska Department of Motor Vehicles

Mission Statement

To promote public safety through education and regulation of drivers and motor vehicles, and to collect revenues that provide resources for state and local government operations.

Vision Statement

To provide exceptional service delivered by knowledgeable people with integrity, enthusiasm and respect.

NEBRASKA DEPARTMENT OF MOTOR VEHICLES Executive Summary

The Nebraska Department of Motor Vehicles is composed of seven divisions.

Administration: (Rhonda Lahm, Director)

Administration oversees the operations of six divisions, which includes 190 employees and an annual budget of \$22.4 million for FY13-14. Administration includes the deputy director, budget and human resources officers and support staff. The director serves as the chairperson of the Motor Vehicle Industry Licensing Board.

Driver and Vehicle Records (DVR): (Betty Johnson, Administrator)

DVR is responsible for the administration of the statewide Vehicle Titling and Registration System (VTR) and the associated online services. VTR is used by all 93 counties for the titling and registration of Nebraska's over 2.3 million motor vehicles. VTR is the system through which all motor vehicle taxes, motor vehicle fees, motor vehicle registration fees, sales tax, wheel tax, and other assorted fees are collected and distributed to over 1,200 local and state authorities as directed by state statutes. Approximately \$600 million was collected through VTR during 2013.

Other responsibilities include the state's license plate program, including the budget, inventory control of the 64 types of license plates throughout all 93 counties, and message and specialty plate programs. The division administers over 120,000 handicapped parking permits and maintains the Insurance Database.

DVR is responsible for the database that maintains the records of 1.4 million licensed drivers and state ID card holders and the Digital Driver License System used by the counties to issue documents. The DVR Help Desk provides technology and business support for county officials and the general public. The DVR Help Desk staff responded to 96,953 calls during 2013.

In addition, DVR houses a Fraud Unit that investigates identity theft, driver license fraud, title and odometer fraud, and manages the facial recognition process that has been incorporated into the driver license issuance workflow as a security feature.

Driver Licensing Services (DLS): (Sara O'Rourke, Administrator)

Driver Licensing Services is responsible for ensuring that individuals meet Nebraska's licensing standards and requirements for issuance of driver permits, licenses and State ID Cards. There are 97 exam offices and 114 employees located throughout the State who assist individuals obtain nine different types of permits and six types of licenses and State ID cards. Thirteen of the 97 offices are open five days a week. Approximately 633,903 applicants for driver licenses and identification cards were processed in 2013 in the driver licensing offices. An additional 100,002 applicants were processed via our online driver licensing system. The division utilizes several systems to effectively administer its programs: the Interactive Driver License System, the Digital Driver License System, Automated Testing System and the CDL 3rd Party Tester Database.

The division certified Driver Training Schools, Driver Safety Schools and Commercial Driver License (CDL) Third Party Testers and Examiners and Motorcycle Providers. Driver Training Schools and CDL Third Party Testers are audited annually.

Motor Carrier Services (MCS): (Cathy Beedle, Administrator)

MCS administers a variety of programs relating to the trucking industry, including the International Registration Plan (IRP) that collects and distributes registration fees between member states (48 States, the District of Columbia and 10 Canadian Provinces). In 2013, the division collected nearly \$83 million IRP fees, (retaining \$33 million in Nebraska) and distributing the balance of \$49 million to other IRP jurisdictions.

MCS administers the International Fuel Tax Agreement (IFTA) that requires the equitable distribution of fuel tax between member states (48 States, District of Columbia and 10 Provinces). In 2013, the division collected over \$7 million in fuel tax revenues, (retaining \$5.7 million in Nebraska) and distributing \$1.9 million to other IFTA jurisdictions.

The MCS division continues to be a participant in the Unified Carrier Registration (UCR) Program which registers commercial motor vehicles engaged in interstate travel and goods. For 2013, MCS satisfied their UCR entitlement and collected \$742,000 for the State, while providing \$1 million to the UCR depository for distribution to other states.

MCS issues certificates of titles for apportioned vehicles and audits UCR, IRP and IFTA returns.

Legal Division: (Noelie Sherdon, Administrator)

Primary duties of the Legal Division involve administrative hearings, management of the Administrative License Revocation (ALR) program, legislation, rules and regulations, legal documents, manufacturer's warranty duties, fifteen-year license revocation reprieves, claims board, and the health advisory board. In 2013, the ALR program helped to reduce Nebraska's human and economic consequences of motor vehicle crashes by affirming the administrative revocation of 8,104 drunk drivers.

Financial Responsibility (FR): (Kathy Van Brocklin, Manager)

The Financial Responsibility Division identifies individuals, from driving, court, and accident records who do not drive safely. FR denies driving privileges via disqualification (CDL licenses), suspension or revocation of driver licenses to those who cannot or will not drive safely, and subsequently the reinstatement of the driver licenses. In 2013, the division revoked/suspended the driver licenses of 60,064 individuals, reinstated 57,884 driver licenses, and recorded 164,978 traffic violation convictions to driving records. FR staff responded to 92,941 phone inquiries. The division had 25,535 reinstatements online versus 7,155 over-the-counter reinstatements. FR is the point of contact for issuance of employment drive and medical hardship permits, as well as ignition interlock restricted licenses. The division aids in the collection of traffic fines and child support order payments.

Information Systems Division (IS): (Keith Dey, Manager)

The Information Systems Division is responsible for the development, installation, maintenance and support of all DMV related business applications.

The IS Division created applications or made enhancements to various programs including the CDL Medical Certification, verification of driver license eligibility, and the creation of a veteran's certification database. Modifications and fee distribution changes were made to the VTR application to centralize the production and distribution of the vehicle renewal process.

Administration Division

The Administration Division is the support services office for the Department of Motor Vehicles. The division includes the director, deputy director, accounting and finance manager, human resources manager and support staff. Functions in the Administration Division provide overall assistance to the operations of all sections within the Department of Motor Vehicles. The director also serves as the chairperson of the Motor Vehicle Industry Licensing board.

Legal Division

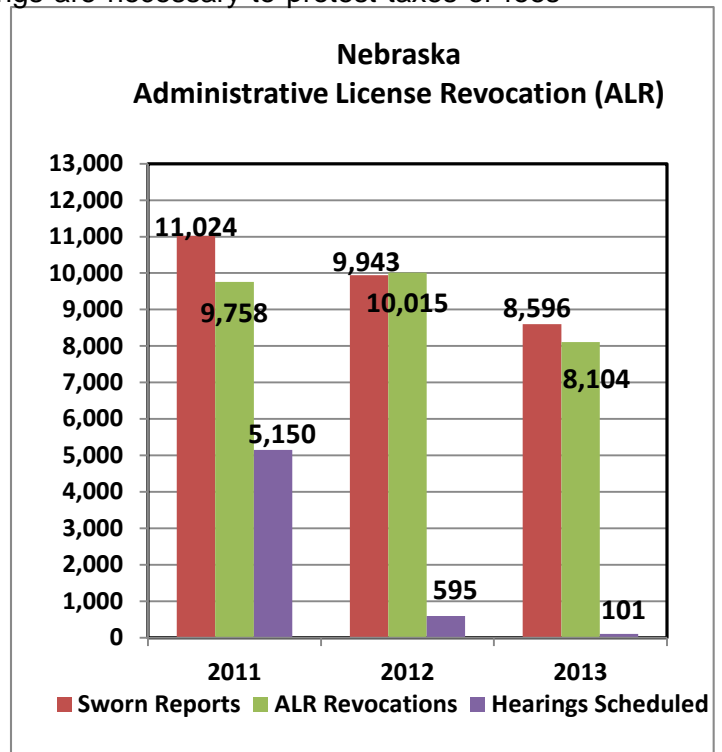
The Legal Division performs a variety of tasks within the Department of Motor Vehicles. Primary duties involve administrative hearings, legal advice, legislation, rules and regulations, preparation and review of legal documents, STOP program certification, Ignition Interlock provider certification, defensive driving class certification, administrative license revocation program, manufacturer's warranty duties, fifteen-year license revocation reprieves, claims board and the health advisory board.

Administrative Hearings

All administrative hearings for the Department are conducted by the Legal Division. Hearings are held for commercial driver license issues such as disqualifications, third party testers, and commercial driver instructors; financial issues involving self-insured vehicle owners; motor carrier services issues, such as: protests under the International Registration Plan (IRP) and the International Fuel Tax Agreement (IFTA); and motor vehicle tax objections. The Legal Division provides regular ALR training presentations at the Grand Island Law Enforcement Training Center.

A staff attorney handles protests under the International Registration Plan (IRP) and the International Fuel Tax Agreement (IFTA). A member of the Legal Division is designated to attend Federal Bankruptcy Court whenever hearings are necessary to protest taxes or fees owed to the Department.

The majority of hearings are for Administrative License Revocations. Law enforcement officers have the authority to confiscate the license of a driver who refuses to take, or fails a chemical test. The motorist may contest the automatic revocation by petitioning for a hearing. The Department holds a hearing to decide the merit of the driver's claim. On January 1, 2012, LB 667 went into effect which allowed drivers subject to an Administrative License Revocation to obtain an ignition interlock permit and use an interlock device to drive during revocation. In 2013, there were 8,596 sworn reports received documenting automatic revocations, 101 hearings scheduled and 8,104 licenses revoked. Motorists may appeal the DMV decision to the District Court. The Legal Division processed 21 District Court appeals during 2013.



Rules and Regulations, Contracts, Legal Documents

Rules and Regulations are developed through the Legal Division. New and revised rules and regulations are initiated by changes in statutes, require a public hearing and are reviewed and approved by the Attorney General and the Governor. The Legal Division works with other DMV divisions, the public and other agencies to develop these rules and regulations. In 2013, the division promulgated two sets of rules and regulations, one governing Parking Permits for Handicapped and Disabled Persons, and another governing Driver Training Schools and Instructors. A public hearing was held on rules and regulations governing the Motorcycle Safety Education Program.

The Legal Division reviews and drafts contracts and other legal documents involving other agencies, outside companies, and the public.

Fifteen-Year License Revocation Repeives

A person whose license has been revoked for 15 years may file an application for reinstatement after seven years of the revocation have passed. The Legal Division reviews each application and prepares a written recommendation for the Director to provide to the Board of Pardons. In 2013, 60 applications were processed; 26 were granted repeives.

Manufacturer’s Warranty Duties (Lemon Law)

The Legal Division provides lemon law information to interested consumers. Staff answers telephone inquiries and provides information on the Internet and through brochures. Nebraska is a founding member of the International Association of Lemon Law Administrators, which was organized to facilitate the flow of lemon law information across all jurisdictions on behalf of consumers. Nebraska’s lemon law requires manufacturers to make a new vehicle conform to the vehicle’s written warranty through either an informal settlement with a consumer or in response to a lawsuit in state court by a consumer.

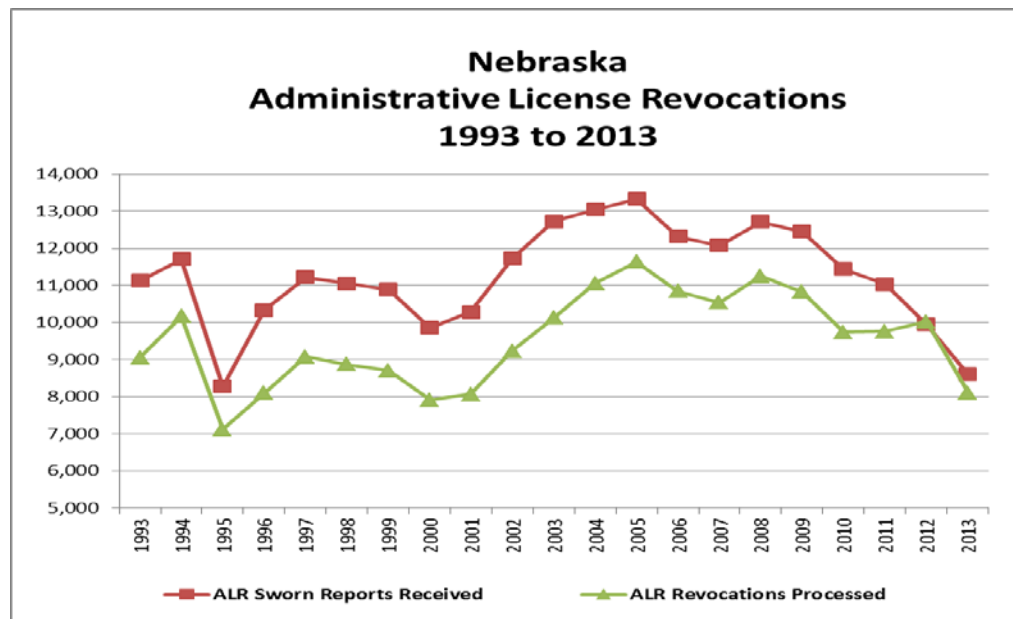
Claims Board

All claims filed against the Department of Motor Vehicles are handled by a staff attorney representing the DMV before the Claims Board. The staff attorney coordinates the agency’s response to the claim and any arguments made to the Claims Board.

Public Records/Public Meetings

The Legal Division coordinates responses to public records requests received by the DMV to comply with all applicable statutory requirements.

Legal coordinates compliance with the law if the Department holds meetings subject to the Public Meetings Law.



Nebraska

Administrative License Revocation (ALR) Statistics

Year	DUI Arrests Reported	ALR Sworn Reports Received	* % of Sworn Reports Received Compared to Arrests	Petitions for Hearing Received	** % of Sworn Reports Received Petitioning for Hearing	Hearings Scheduled	Dismissals/ All Reasons	*** % of Dismissals	ALR 1 Year Refusal	****2012 ALR 180 days	ALR 1 Year	# Total ALR Revocations	^ % of Sworn Reports Received Resulting in Revocation	Appeals Filed in District Court	% of Appeals/ ALR Revocations	Average Blood Alcohol Content
1993	12,140	11,122	91.6%	3,363	30.2%	2,973	680	6.1%	918	7,896	240	9,054	81.4%	N/A	N/A	0.174
1994	12,930	11,696	90.5%	3,895	33.3%	3,568	844	7.2%	1,084	8,265	813	10,162	86.9%	N/A	N/A	0.171
1995	12,841	8,268	64.4%	3,054	36.9%	3,014	920	11.1%	835	5,433	848	7,116	86.1%	N/A	N/A	0.172
1996	12,763	10,330	80.9%	3,231	31.3%	3,138	951	9.2%	865	6,047	1,179	8,091	78.3%	217	2.7%	0.174
1997	13,119	11,217	85.5%	3,971	35.4%	3,698	1,685	15.0%	985	6,497	1,586	9,068	80.8%	N/A	N/A	0.170
1998	13,439	11,048	82.2%	4,066	36.8%	3,748	1,577	14.3%	914	6,245	1,710	8,869	80.3%	N/A	N/A	0.169
1999	13,422	10,881	81.1%	4,336	39.8%	4,026	1,725	15.9%	897	6,072	1,727	8,696	79.9%	N/A	N/A	0.168
2000	11,948	9,852	82.5%	3,958	40.2%	3,650	1,660	16.8%	834	5,268	1,802	7,904	80.2%	N/A	N/A	0.169
2001	12,166	10,283	84.5%	4,196	40.8%	3,883	1,675	16.3%	746	5,521	1,798	8,065	78.4%	387	4.8%	0.164
2002	13,154	11,718	89.1%	5,152	44.0%	4,799	2,061	17.6%	780	6,479	1,972	9,231	78.8%	430	4.7%	0.159
2003	13,415	12,715	94.8%	5,744	45.2%	5,277	2,418	19.0%	811	7,052	2,253	10,116	79.6%	405	4.0%	0.156
2004	14,093	13,038	92.5%	6,209	47.6%	5,518	2,414	18.5%	862	7,642	2,550	11,054	84.8%	416	3.8%	0.157
2005	14,525	13,321	91.7%	6,581	49.4%	6,040	2,245	16.9%	872	7,968	2,789	11,629	87.3%	436	3.7%	0.160
2006	13,421	12,310	91.7%	6,097	49.5%	5,581	2,107	17.1%	881	7,401	2,555	10,837	88.0%	448	4.1%	0.158
2007	13,437	12,069	89.8%	5,454	45.2%	5,217	1,968	16.3%	907	7,267	2,357	10,531	87.3%	518	4.9%	0.159
2008	13,660	12,712	93.1%	6,139	48.3%	5,624	1,905	15.0%	926	7,555	2,764	11,245	88.5%	594	5.3%	0.158
2009	13,399	12,444	92.9%	6,195	49.8%	5,730	2,170	17.4%	842	7,317	2,656	10,815	86.9%	524	4.8%	0.159
2010	12,399	11,435	92.2%	5,664	49.5%	5,165	1,836	16.1%	725	6,650	2,358	9,733	85.1%	441	4.5%	0.159
2011	12,034	11,024	91.6%	5,421	49.2%	5,150	1,599	14.5%	749	6,695	2,314	9,758	88.5%	471	4.8%	0.160
2012	10,605	9,943	93.8%	404	4.1%	595	679	6.8%	823	6,750	2,442	10,015 *	100.7%	82 **	0.8%	0.161
2013	NA	8,596	NA	155	1.8%	101	598	7.0%	776	5,350	1,978	8,104	94.3%	21	0.3%	0.162

January 1, 1993 - Administrative License Revocation (ALR) Law
 January 1, 1994 - .02 BAC (Zero Tolerance) Under 21 Drivers
 August 28, 1999 - Open Container Law
 September 1, 2001 - .08 BAC Law
 September 4, 2005 - .16 BAC Law
 July 14, 2006 - .15 BAC Law
 January 1, 2008 - Underage "Dram Shop" Law
 January 1, 2009 - Ignition Interlock Law
 January 1, 2012 - Enhanced Ignition Interlock Law

* ALR Sworn Reports Received / DUI Arrests Reported = Percent of Sworn Reports Received compared to Arrests
 ** Petitions for Hearing Received / ALR Sworn Reports Received = Percent of Sworn Reports Received Petitioning for Hearing
 *** Dismissal - All Reasons / ALR Sworn Reports = Percent of Dismissals
 # Total ALR Revocations Processed/Refusal, 90 Day, and 1 Year Enhanced; included Automatic Revocations and after Hearings.
 ^ Total ALR Revocations / ALR Sworn Reports Received = Percent of Sworn Reports Received Resulting in Revocation
 Provided by: Nebraska Department of Motor Vehicles - Legal Division, 301 Centennial Mall South, Lincoln, NE 68509
 Last Date Modified: February 27, 2014

Information Systems Division

The Information Systems Division of the Department of Motor Vehicles provides the technological tools, expertise and support needed to develop more efficient methods to serve our external customers, employees, and the citizens of Nebraska.

To meet this goal the division has personnel who specialize in:

- The management of computer systems on the IBM AS/400, IBM Mainframe and Intel platforms.
- The development, installation training and support of technical solutions and business applications.
- Wired and wireless networks.
- Server installation and support.
- PC support, software installation and troubleshooting.
- Project management.

The focus of the DMV has been to provide customers with easy access to both services and data hosted by the DMV. DMV online services are provided through Nebraska.Gov (www.nebraska.gov), NCJIS (Nebraska Criminal Justice Information System) and to the customers of the Department of Motor Vehicles at www.clickdmv.ne.gov. Direct system to system interfaces are supported by DMV and Office of the Chief Information Officer staff.

As the DMV moves towards more accessible services, coordination and cooperation with other state agencies and third-party vendors is critical. Digital technologies are being developed and implemented to maintain and improve the security of our personal identities while making our services and information easily accessible.

Major activities in 2013:

In addition to the regular hardware updates, application enhancements, legislated modifications and maintenance of systems; the following occurred:

Driver Licensing Services application additions and enhancements include: changes to CDL (Commercial Driver License) medical certification; enhancements to verification of lawful status (VLS 2.0); changes to Driver Safety and Motorcycle Instructor waivers; implementation of QAS address verification software; provisions for military personnel waiver; and creation of a veterans certification database.

Modifications and fee distribution changes were made to the VTR (Vehicle Title and Registration) application to centralize the production and distribution of the vehicle renewal process.

The Motor Carrier Division developed and implemented an online 'Trip and Fuel Permit' service to enable commercial carriers to purchase permits online prior to entering Nebraska.

Motor Carrier Services Division

The Division of Motor Carriers “One-Stop Shop” administers a variety of programs relating to the trucking industry:

- The International Registration Plan (IRP), a vehicle registration program whose purpose is to collect and distribute registration fees between member states.
- The International Fuel Tax Agreement (IFTA), an agreement between member states for the purpose of equitable distribution of fuel tax.
- The Unified Carrier Registration (UCR) program. All motor carriers, motor private carriers, brokers and freight forwarders are required to pay UCR fees annually.
- The issuance of certificates of title, noting of liens and collection of sales tax and tire fee for apportioned vehicles.
- The auditing of motor carrier fuel and mileage records, in accordance with the IRP, IFTA and UCR agreements.
- The MCS Division has signed a Memorandum of Understanding with the Internal Revenue Service (IRS) that allows the division to act as an agent in the collection of the Federal Heavy Use Tax (Form 2290) and remit the form and payment to the IRS on behalf of the taxpayer.

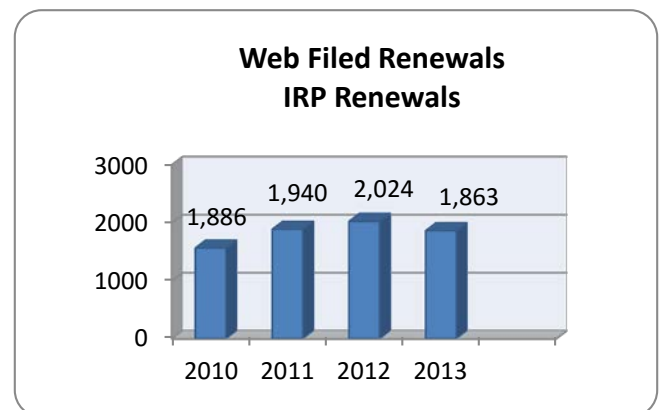
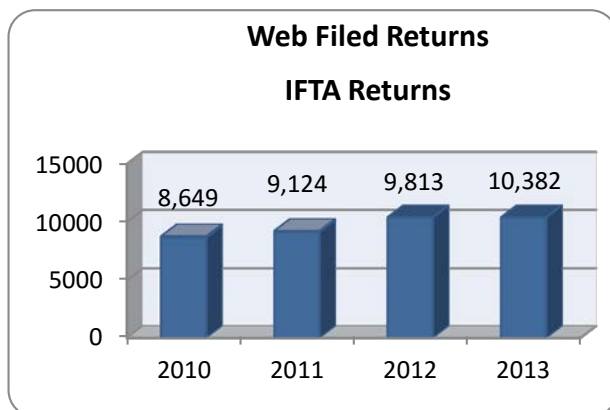
Major activities in 2013:

IRP, Inc. completed a five year compliance review of the division and its IRP operations. The peer review team published their final report and found Nebraska Motor Carrier Services in complete compliance on both the administrative and audit side. There were no findings of non-compliance contained in the report.

With the passage of LB250, DMV was charged with implementing an online trip and fuel permit system. The new system was placed into production on the DMV web site December 16, 2013, one full year ahead of the legislative mandate.

The Division purchased and began using a new product, DB Software, for the administration of IRP and IFTA audits.

The Division continues to maintain and enhance support for federal programs they are aligned with which include: Performance Registration Information System Management (PRISM), and Commercial Vehicles Information Systems and Networks (CVISN).



Motor Carrier Services Statistics – 2013

Nebraska Based Carriers	
IRP Carriers	4,033
IRP Fleets	4,128
IFTA Carriers	4,130
UCR Carriers	7,164
Nebraska Based Vehicles	
Power Units	37,447
Trailer Units	75,104
Total Power/Trailer Units	112,551
Nebraska Based Carriers Field Audits	
IRP	153
IFTA	165
Audits Processed from other Jurisdictions	5,370
Titles Issued for Apportioned Vehicles	17,323
Liens Noted	5,695
Total IFTA Decals Issued	50,184
International Registration Plan	
Fees & Refunds Distributed to other IRP States	\$49,450,426
Nebraska IRP Fees to Highway Trust Fund & MV Tax Fund	\$33,513,573
Total IRP Fees Collected	\$82,963,999
International Fuel Tax Agreement	
Taxable Gallons	280,618,185
Tax Paid Gallons Paid at Nebraska Retail Outlets	260,120,659
Net Gallons (calculated)	20,497,526
Tax Distributed to other IFTA States	\$1,981,729
Nebraska Tax Collected on Returns	\$5,742,422
Total Tax Collected through the IFTA Program	\$7,724,151
Total Fuel Tax Paid by IFTA Carriers (calculated)	\$71,417,328
280,618,185 x average tax rate (.2545)	
UCR Fees (Unified Carrier Registration)	
Fees Distributed to other UCR States	\$1,016,869
Nebraska Fees to General Fund	\$741,974
Total UCR Fees Collected	\$1,758,843
Total MCS Fees and Tax Collection	
Fees Distributed to Highway Trust Fund & MV Tax Fund	\$39,255,995
Fees Distributed to the General Fund	\$741,974
Fees & Refunds Distributed to other States	\$51,432,155
Total MCS Fees and Taxes Collected	\$91,430,124
IRP online Filings	
Renewal filings	1,863
Temporary Registrations	57,721
IFTA online Filings	
4th Quarter Return 2012	2,644
1st Quarter Return 2013	2,496
2nd Quarter Return 2013	2,568
3rd Quarter Return 2013	2,674
Total Returns Filed Via the Web	10,382

Financial Responsibility Division

The Financial Responsibility Division (FR) identifies individuals from driving, court, and accident records who do not drive safely. FR denies driving privileges via disqualification (CDL licenses), suspension or revocation of driver licenses to

those who cannot or will not drive safely, and subsequently the reinstatement of the driver licenses.

Major activities in 2013:

Legislative Changes

Legislative changes required updates to the interlock and other general computer applications.

LB 751 – passed in 2012

- Effective October 27, 2013 the bill provided a serious violation for commercial drivers for texting while operating a commercial motor vehicle.

LB 158 –

- Removed the restricted driving limits for ignition interlock permit holders. Permit holders are only restricted to operation of a vehicle equipped with an ignition interlock system and have no other driving restrictions.

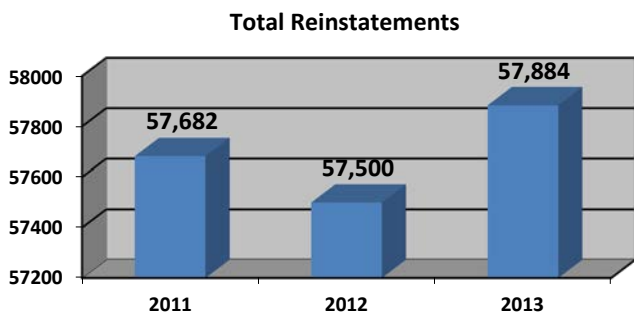
This past year the Financial Responsibility Division worked with Nebraska.gov to modernize the appearance of our web based reinstatement application. Enhancements were made to allow individuals to check their eligibility for the ignition interlock permit and to apply for the permit online. We continue to work with Nebraska.gov to allow interlock providers the opportunity to electronically transmit the interlock install information. Currently the interlock install information is mailed or faxed.

Customer Service

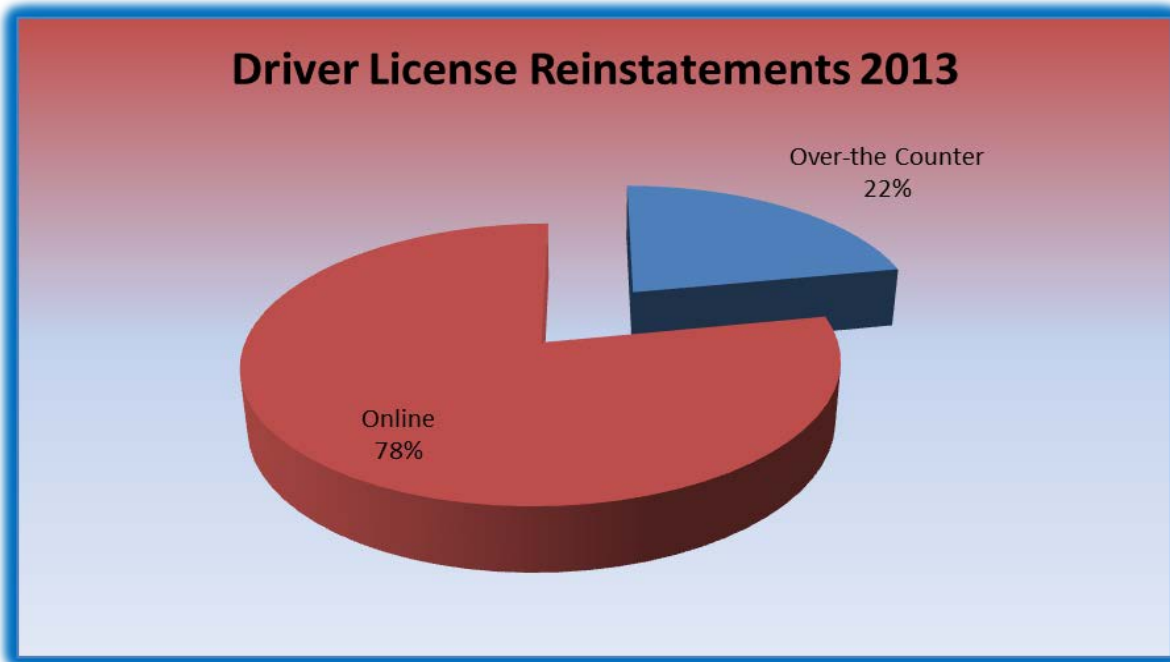
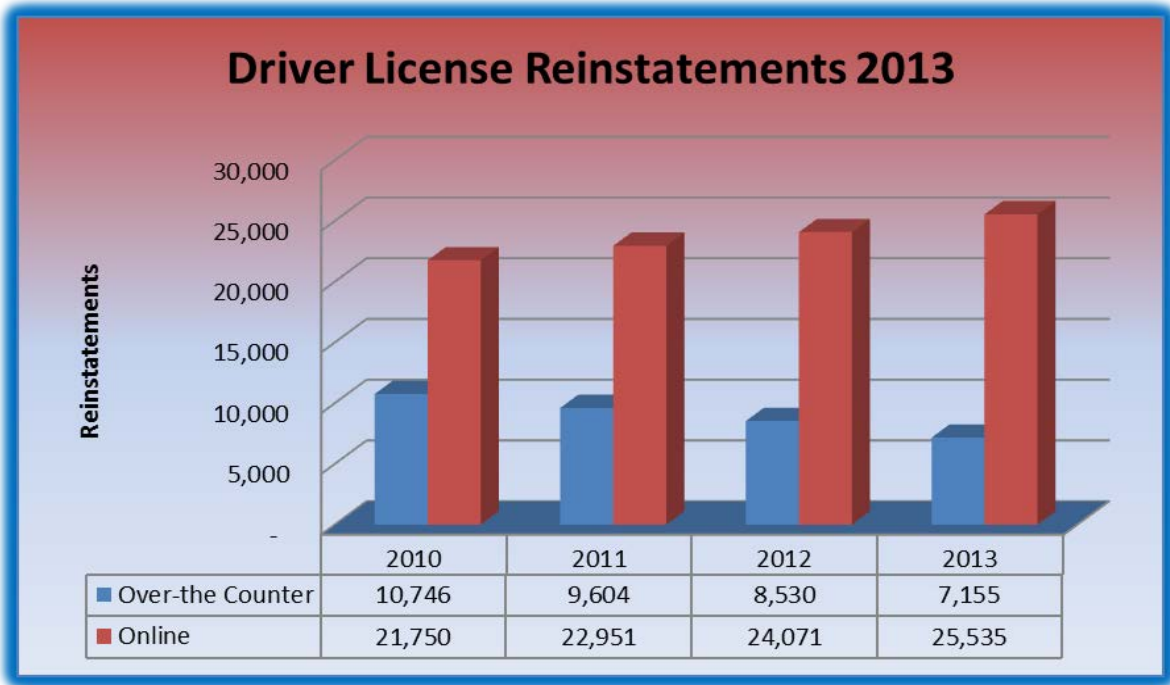
Financial Responsibility Staff responded to 92,941 phone inquiries.

Other activities involved in the achievement of goals include:

- processing driver license suspensions, revocations, and reinstatements which includes data entry on computer work files;
- updating drivers' traffic violation records; and
- responding to phone inquiries and walk-in customers.



Driver License Reinstatements



Financial Responsibility Statistics 2013

<i>Traffic Violation Suspensions/Revocations</i>	
Court-Ordered Suspensions	11,220
Insurance Cancellation Suspensions	8,910
Failure to Comply with Traffic Citation Suspensions	15,923
Point Revocations	1,157
Administrative License Revocations (ALR)	8,104
Commercial Driver License (CDL) Disqualification Revocations	844
No Proof Insurance Suspensions	5,521
Accident Suspensions	1,602
Violate Support Order	6,233
Underage 21 Driver Fail to Complete Driver Improvement Course	550
Total Suspensions/Revocations	60,064
<i>Traffic Violation Reinstatements</i>	
Court-Ordered Suspensions	11,585
Insurance Cancellations	8,338
Failure to Comply with Traffic Citations	16,065
Point Revocation	1,113
Administrative License Revocations (ALR)	8,538
Commercial Driver License (CDL) Disqualifications	720
No Proof Insurance	5,057
Accident	1,212
Support Order	4,647
Underage 21 Driver Fails to Complete Driver Improvement Course	609
Total Reinstatements	57,884
<i>Miscellaneous</i>	
Ignition Interlock Permits Issued	4,925
Employment Driving Permits Issued	122
Traffic Violation Convictions	164,978



The goal of Driver Licensing Services is to ensure that persons who meet Nebraska’s identification and licensing requirements are issued a permit, operator license or commercial driver license and that individuals who meet the identification requirements set forth in state statute are issued a State ID Card. It is our goal to provide

quality service that is applied fairly and consistently to all applicants in a helpful and friendly manner.

Major activities in 2013:

Conduct Examinations

During 2013, Driving Licensing Staff processed 638,729 applicants in 97 exam stations statewide. This included new applicants (licensed individuals who moved to Nebraska from another state, individuals who had never been issued a license document before and individuals whose Nebraska license document had been expired over one year), renewal applicants, and applicants requesting replacement and duplicate documents.

Online Renewal

Eligible individuals renewed their Class O (car), Class M (motorcycle) licenses and State ID Cards online and obtain duplicates of the same. In addition, the online renewal option was expanded in 2013 to include Ignition Interlock Permits (IIP), School Permits (SCP), Provisional Operator’s Permits (POP) (if specific requirements were met), as well as licenses for individuals going from a POP to their first operator’s license.

Online Statistics

License New	2,118	ID Duplicates.....	167
License Renew.....	88,290	ID Renewals.	745
License Duplicates	6,042	IIP New.....	87
SCP New.....	573	IIP Renew.....	12
POP New.....	1,957	IIP Duplicates.....	11

Training Unit

The Training Unit developed the following content for DMV employees in 2013:

Curriculum.....	29	Tests.....	14
Videos.....	25	Online Courses.....	32
Postings.....	51		

There is a total of 342 pieces of content developed and available. There are currently 1,457 online training items registered to be taken, 168 online training items in progress and 10,468 online training items completed for a total of 12,093 online items accessed in 2013.

The Breath Alcohol Training Program was transitioned to the Nebraska Law Enforcement Training Center. However, the content developed by the Department of Motor Vehicles is still being utilized.

A total of 19 employees were trained in Fraud Detection and Remediation Level I online training, 10 were trained in Fraud Detection and Remediation Level II online training.

The unit also trained 19 newly hired driver license examiners in 2013 along with 11 temporary helpers.

Renewal Notices

Renewal notices are sent 90 days in advance of the expiration of a driver license or State ID Card. In 2013, the Department sent out 273,317 renewal notices. Of those, 85,181 (19%) of the applicants presented, the renewal notice to driver licensing staff; an action that expedites the applicant's time spent at the DMV.

Motorcycle Safety Education Program

The Driver Licensing Service Division is responsible for the oversight of motorcycle rider training courses. Successful completion of the beginning Motorcycle Education Course allows the applicant to waive both the written and road test at the DMV driver licensing office to receive a Class "M" license or endorsement.

Currently, 10 Providers are certified by DMV to offer motorcycle safety education training. A total of 2,277 applicants participated in rider training courses in 2013. Of those, 2,095 individuals successfully completed the training. At the end of 2013, the Nebraska Motorcycle Safety Education Program had a total of 94 certified instructors to teach the various courses.

Additional activities in the achievement of our goals/accomplishments include:

- Audited 36 CDL Third Party Testers (companies). Auditors also observed 37 skills tests being administered by third party examiners (36 overtly and 1 covertly). DMV certified individuals who work for these companies are authorized to administer skills testing for applicants who desire a commercial driver license. The Federal Motor Carrier Safety Administration requires the DMV to audit these companies annually. The audit consists of a review of paperwork and sample retesting of drivers that have previously passed.
- Audited 23 Driver Training Schools. Driver Training Schools teach individuals how to drive a motor vehicle. During each audit, the facilities of the school are inspected to make sure all requirements are met as outlined in the rules and regulations.
- Audited 52 DMV approved Driver Safety Courses; four schools were added and 10 schools dropped their certification. The Department currently has 145 DMV approved Driver Safety Courses. DMV rules and regulations require that instructors who work for these courses provide 20 hours of classroom training and 5 hours of behind the wheel training for individuals between the ages of 14-18. These instructors are also authorized to administer the DMV drive test upon completion of the course. The audit consists of a review of their paperwork and their DMV approved drive test route.
- The Nebraska Driver's Manual and written tests (English and Spanish versions) were updated with legislative changes from the previous year's legislative session.
- The interactive driver license practice test was updated with legislative changes from the previous year's legislative session. This interactive test can be found on the Department's website and assists individuals studying for the written driver license examination. The website is: www.dmv.ne.gov
- State statute allows physicians, law enforcement officers or individuals who are concerned about another individual's capability to operate a motor vehicle safely to request a re-examination of the individual. If the Department's investigation shows

a re-examination is warranted, the individual is required to appear before driver license staff on a specified date and time at a specific driver licensing office. During the re-examination, the applicant must present a medical and vision statement that meets the Department's minimum standards, and pass the written and drive tests. If the applicant is unable to meet the medical and vision minimum standards or pass the written or drive tests, his or her license is cancelled. In 2013, 702 applicants were re-examined. Of those applicants, 15% retained their license, and 85% had their license cancelled.

- In January 2012, the Nebraska DMV implemented a new program to become compliant with a federal law requiring all CDL holders to self-certify as to what type of operation they engage in. All CDL drivers are required to comply with this requirement no later than January 30, 2014. In 2013, 56,523 Nebraska commercial drivers self-certified either at a driver licensing office or by mail.
- On March 18, 2013, the Nebraska DMV compared the residential addresses which reside on the driver licensing database against the U.S. Postal Service Change of Address Database. The comparison was comprised of one year's worth of data from the U.S. Postal Service. The analysis revealed 65,574 applicants were identified as having changed their addresses through the U.S. Postal Service, but not at the DMV. Postcards were sent to these individuals informing them state law requires individuals to change their address on licensing documents within 60 days of moving. Thirty-eight percent (25,355) of the individuals complied with the postcard request and changed their addresses. This comparison is done annually.
- The Division worked with Safe Roads Alliance, a non-profit to develop *The Parent's Supervised Driving Program*, a booklet promoting safer driving through education. The Program is designed to improve teen driver safety by providing parents and guardians with a methodical approach to teaching the requisite driving skills. Each lesson concentrates on a particular sequential skill. This Program is also available in PDF and e-reader forms. The *Parent's Supervised Driving Program* also includes a website, social media pages and a mobile app. Beginning in July of 2013, the *Parent's supervised Driving Program* was distributed to all teens applying for Learner's Permits.



Driver Licensing Services Statistics

Total Applicants Processed in 2013 738,731

Note: Numbers represent applicants processed, not documents issued

Commercial Driver License (Class A, B & C)

Class A New	18,676
Class A Renewal.....	13,846
Class B New	7,332
Class B Renewal.....	3,836
Class C New	804
Class C Renewal	484

Restricted Commercial Driver License (Class B & C)

New	273
Renewal.....	59

Learner's Permit Commercial (LPC) 7,153

Seasonal Permits..... 421

Operator's License (Class O)

New	100,098
Renewal.....	252,387

Motorcycle License (Class M)

New	33
Renewal.....	9

Motorcycle Endorsement 37,708

Provisional Operator's Permits (POP)..... 26,707

State Identification Cards..... 48,233

Learner's Permits

Class O.....	53,157
Class M.....	2,556
School Permits.....	5,492

LPE (School Learner's Permit)..... 6,695

School Bus Permits 9,043

Farm Husbandry Permits (Tractor) 53

Miscellaneous

Reinstatements/cancellations	17,089
Recalls.....	573
Restriction/Endorsement/Change or Remove	11,187
Duplicate/Replacement Commercial Driver License	5,743
Out of State/Early Renewals.....	1,865
Corrections	489
Non-CDL Replacements.....	54,310
Non-CDL Duplicates.....	43,717
Ignition Interlock Permits (New and Duplicates).....	4,925
CDL Recalls.....	3,778

2013 Driver Licensing Services Document Types

Document Type/Class	Min. Age	Renewal Times	Renewal Information	Involved Issuance	Duplicate Issuance	Full Cost
Operator's License, Class O	17	Age 21, then every 5 yrs.	Must have held POP for 1yr, <3 pts on record	State/County	State/County	\$26.50 for 5 yr. license
Motorcycle License	17	Age 21, then every 5 yrs.	Must have held POP for 1yr, <3 pts. on record	State/County	State/County	\$26.50 for 5 yr. license
School Permit (SCP)	14	2 yrs.	Must have held LPE or LPD for 2 months Max age 16 and 3 months	State/County	State/County	\$10.50
Provisional Operator's Permit (POP)	16	None	Must have held LPE, SCP or LPD for 6 months < 3 pts on record Expires on 18 th birthday	State/County	State/County	\$17.50
Learner's Permit (LPD)	15	1 yr.		State/County	State/County	\$10.50
Learner's Permit (LPE)	14	3 mo.	Max age 16	State/County	State/County	\$10.50
Farm Husbandry Permit (Special)	13	3 yrs.	Max age 16	State	State	\$7.50
Farm Husbandry Permit (Temporary)	13	6 mos.	Max age 16	State	State	\$7.50
School Bus Permit	18	1 yr.	On birthday	State/County	State/County	\$7.50
Commercial Driver's License (CDL) Class B & C	18	21 st birthday, then every 5 years	Intrastate only, and must be eligible for operator's license.	State/County	State/County	\$57.50
Commercial Driver's License (CDL) Class A	18	21 st birthday, then every 5 years	Intrastate only	State/County	State/County	\$57.50
Commercial Driver's License (CDL) Class A,B,C	21	5 yrs.	Interstate	State/County	State/County	\$57.50
Restricted CDL (RCDL)	18	21 st birthday, then every 5 years	Must have possessed operator's license for at least 1 year prior to issuance.	State/County	State/County	\$57.50
Commercial Driver's License Permit (CDL)	18	6 mos.	Must be eligible for operator's license. 2 in 2 yrs.	State/County	State/County	\$12.50
Seasonal Permit	18	21 st birthday, then every 5 years	Must have possessed operator's license for at least 1 year prior to issuance.	State/County	State/County	\$12.50
State Identification Card	0	21 st birthday, then every 5 yrs		State/County	State/County	\$26.50

The above are also available in "duplicate" format if lost.

NEBRASKA LICENSED DRIVERS BY TYPE OF LICENSE/PERMIT - 2013

Age	Operator's License - Class O	Operator's License - Class O / Motorcycle Class M	Motor-cycle License / Class M	Commercial Driver's License						Learner's Permit		School Learner's Permit / SCP	Provisional Operator's Permit / POP	Total Licensed Drivers	
				CDL A	CDL B	CDL C	CDL A & Class M	CDL B & Class M	CDL C & Class M	for School LPE	for POP, Class O & Class M & LPD				
14	0	0	0	0	0	0	0	0	0	0	660	0	1,217	0	1,877
15	0	0	0	0	0	0	0	0	0	0	45	9,690	3,177	0	12,912
16	0	0	0	0	0	0	0	0	0	0	0	6,389	0	13,872	20,261
17	1,266	50	0	0	0	0	0	0	0	0	0	2,800	0	17,903	22,019
18	18,214	216	0	36	16	0	6	1	0	0	0	1,618	0	0	20,107
19	20,932	382	0	122	23	1	17	2	0	0	0	935	0	0	22,414
20	22,198	492	1	222	62	0	28	6	1	0	0	660	0	0	23,670
21	20,484	628	2	291	59	4	59	8	0	0	0	552	0	0	22,087
22	22,476	829	0	373	106	7	75	10	1	0	0	429	0	0	24,306
23	24,205	936	1	491	110	12	97	19	2	0	0	388	0	0	26,261
24	24,640	1,135	0	583	160	4	137	30	1	0	0	352	0	0	27,042
25 to 29	117,350	6,038	1	3,710	990	137	963	167	7	0	0	1,350	0	0	130,713
30 to 34	111,617	6,370	3	4,784	1,258	143	1,252	249	20	0	0	873	0	0	126,569
35 to 39	94,370	6,206	0	5,100	1,325	144	1,472	315	19	0	0	495	0	0	109,446
40 to 44	90,771	7,251	1	5,452	1,593	134	1,681	401	15	0	0	456	0	0	107,755
45 to 49	90,123	8,146	4	5,686	1,713	173	2,126	413	35	0	0	297	0	0	108,716
50 to 54	103,231	10,335	2	7,078	2,056	252	2,836	582	39	0	0	228	0	0	126,639
55 to 59	99,441	9,498	2	6,505	1,988	232	2,612	550	44	0	0	208	0	0	121,080
60 to 64	90,167	7,091	0	5,298	1,565	189	1,691	382	35	0	0	111	0	0	106,529
65 to 69	70,450	4,446	1	3,453	947	131	940	203	31	0	0	72	0	0	80,674
70 to 74	52,082	2,255	0	2,067	609	72	431	73	14	0	0	28	0	0	57,631
75 to 79	40,310	1,196	0	1,051	285	33	175	36	2	0	0	23	0	0	43,111
80 to 84	32,921	591	0	416	89	12	48	3	1	0	0	11	0	0	34,092
85 to 89	21,323	267	0	89	20	3	7	0	1	0	0	24	0	0	21,734
90 to 94	8,563	62	0	16	1	0	0	0	0	0	0	0	0	0	8,642
95 to 99	1,252	8	0	0	0	0	0	0	0	0	0	0	0	0	1,260
100 & Over	88	0	0	0	0	0	0	0	0	0	0	0	0	0	88
Total	1,178,474	74,428	18	52,823	14,975	1,683	16,653	3,450	268	705	27,989	4,394	31,775	31,775	1,407,635

2013 NEBRASKA LICENSED DRIVERS BY COUNTY							
Including Licensed Drivers with Permits							
County	Licensed Drivers	Licensed Drivers with Permits*	Total Licensed Drivers	County	Licensed Drivers	Licensed Drivers with Permits*	Total Licensed Drivers
Adams	22,671	1,118	23,789	Jefferson	5,932	221	6,153
Antelope	5,210	265	5,475	Johnson	3,261	164	3,425
Arthur	350	19	369	Kearney	5,024	241	5,265
Banner	539	28	567	Keith	6,725	300	7,025
Blaine	398	29	427	Keya Paha	649	38	687
Boone	4,329	242	4,571	Kimball	2,944	106	3,050
Box Butte	8,785	390	9,175	Knox	6,459	340	6,799
Boyd	1,614	65	1,679	Lancaster	206,707	9,827	216,534
Brown	2,496	114	2,610	Lincoln	27,547	1,356	28,903
Buffalo	33,640	1,616	35,256	Logan	606	30	636
Burt	5,474	277	5,751	Loup	527	23	550
Butler	6,450	343	6,793	Madison	25,444	1,171	26,615
Cass	19,470	1,010	20,480	McPherson	371	30	401
Cedar	6,749	369	7,118	Merrick	5,979	318	6,297
Chase	3,021	142	3,163	Morrill	3,740	176	3,916
Cherry	4,517	209	4,726	Nance	2,812	137	2,949
Cheyenne	8,076	359	8,435	Nemaha	5,252	206	5,458
Clay	4,886	245	5,131	Nuckolls	3,651	152	3,803
Colfax	6,653	342	6,995	Otoe	11,675	605	12,280
Cuming	6,944	380	7,324	Pawnee	2,152	104	2,256
Custer	8,733	403	9,136	Perkins	2,314	106	2,420
Dakota	14,254	832	15,086	Phelps	7,202	349	7,551
Dawes	6,213	308	6,521	Pierce	5,772	314	6,086
Dawson	17,275	1,067	18,342	Platte	24,702	1,287	25,989
Deuel	1,587	58	1,645	Polk	4,154	239	4,393
Dixon	4,350	258	4,608	Red Willow	8,429	386	8,815
Dodge	26,740	1,204	27,944	Richardson	6,551	278	6,829
Douglas	371,328	16,836	388,164	Rock	1,213	46	1,259
Dundy	1,551	66	1,617	Saline	9,287	472	9,759
Fillmore	4,611	213	4,824	Sarpy	119,710	6,297	126,007
Franklin	2,570	113	2,683	Saunders	15,884	872	16,756
Frontier	2,019	112	2,131	Scotts Bluff	28,062	1,208	29,270
Furnas	3,782	187	3,969	Seward	12,088	641	12,729
Gage	16,647	751	17,398	Sheridan	4,049	159	4,208
Garden	1,658	51	1,709	Sherman	2,359	94	2,453
Garfield	1,481	85	1,566	Sioux	1,013	51	1,064
Gosper	1,580	61	1,641	Stanton	4,565	262	4,827
Grant	523	27	550	Thayer	4,219	185	4,404
Greeley	1,850	115	1,965	Thomas	542	24	566
Hall	42,136	2,283	44,419	Thurston	3,983	150	4,133
Hamilton	7,408	432	7,840	Valley	3,355	162	3,517
Harlan	2,795	126	2,921	Washington	15,451	857	16,308
Hayes	773	43	816	Wayne	5,961	278	6,239
Hitchcock	2,312	96	2,408	Webster	2,837	138	2,975
Holt	8,243	373	8,616	Wheeler	657	46	703
Hooker	594	33	627	York	10,641	474	11,115
Howard	5,030	248	5,278	Total	1,342,772	64,863	1,407,635

* Includes all permits (LPE,LPD,SCH,POP)

**Nebraska School Permit Drivers by County
2013**

County	Permits	County	Permits
Adams	93	Jefferson	46
Antelope	54	Johnson	27
Arthur	8	Kearney	20
Banner	7	Keith	35
Blaine	4	Keya Paha	9
Boone	43	Kimball	12
Box Butte	29	Knox	57
Boyd	18	Lancaster	270
Brown	12	Lincoln	103
Buffalo	99	Logan	9
Burt	43	Loup	4
Butler	60	Madison	76
Cass	89	McPherson	5
Cedar	60	Merrick	68
Chase	17	Morrill	25
Cherry	40	Nance	24
Cheyenne	33	Nemaha	30
Clay	35	Nuckolls	35
Colfax	30	Otoe	78
Cuming	56	Pawnee	25
Custer	60	Perkins	20
Dakota	53	Phelps	46
Dawes	18	Pierce	53
Dawson	77	Platte	105
Deuel	7	Polk	67
Dixon	35	Red Willow	46
Dodge	73	Richardson	48
Douglas	253	Rock	9
Dundy	8	Saline	47
Fillmore	42	Sarpy	266
Franklin	16	Saunders	121
Frontier	17	Scotts Bluff	68
Furnas	27	Seward	73
Gage	91	Sheridan	32
Garden	8	Sherman	24
Garfield	16	Sioux	11
Gosper	13	Stanton	41
Grant	2	Thayer	37
Greeley	34	Thomas	5
Hall	112	Thurston	28
Hamilton	78	Valley	30
Harlan	20	Washington	115
Hayes	12	Wayne	33
Hitchcock	27	Webster	22
Holt	46	Wheeler	12
Hooker	4	York	52
Howard	46	Total	4,394

**ALL
IT TAKES
IS A SECOND**

If you could save a life, prevent an injury, or avoid a ticket, wouldn't you? In the past three years more than 170 Nebraskans died, over 4,000 were seriously hurt, and more than 34,000 paid a fine. All because they weren't buckled up.

CLICK IT OR TICKET - DAY AND NIGHT



Driver and Vehicle Records

The responsibilities of the Driver and Vehicle Records Division include:

- Updating and maintaining the Nebraska Traffic Safety Database.
- Maintaining the Nebraska Vehicle Title and Registration (VTR) Database.
- Updating and maintaining the Nebraska Motor Vehicle Insurance Database.
- Managing the Electronic Lien and Title Program (ELT).
- Updating and maintaining the provider and participating lender list for use in the ELT program.
- Approval and issuance of specialty license plates.
- Printing and mailing registration renewal notices.
- Providing prompt, reliable and accurate vehicle and driver information.
- Ensuring that all standards are met in the driver license, title and registration, and handicapped parking permit issuance processes.
- Developing and supplying all related forms, plates, permits and applications.
- Investigating and making arrests of violations for alleged fraudulent practices relating to identity theft and motor vehicle fraud.
- Reviewing potential driver license matches as part of the driver license facial recognition process to determine if additional investigation is needed prior to issuance of a driver license document.

Major activities in 2013:

- LB 31, effective September 6, 2013, modified the length of time for which a temporary handicap permit may be issued. Permits are now issued for periods of three or six months only.
- LB 207, effective October 1, 2013, modified the registration fee distribution and renewal notice process. The computer programs for the registration fee distribution change were deployed and took effect on October 1, 2013. The fees for the issuance of each registration previously included a \$2.00 portion be directed to the county general fund and a \$1.50 portion be directed to the DMV Cash fund – these amounts are now \$1.50 directed to the County General fund and \$2.00 to the DMV Cash Fund.

A new notice in letter form was designed, shared with county treasurers and other interested parties, modified, and deployed on October 31, 2013. This new notice replaced the previous postcard notices which were printed and mailed from each county treasurer office. The updated notice was designed in such a manner as to emphasize the availability of online registration renewal, provide the opportunity for vehicle/county specific messages, enhance the opportunity for postage savings, incorporate National Change of Address (NCOA) processes, and protect the privacy of vehicle owners.


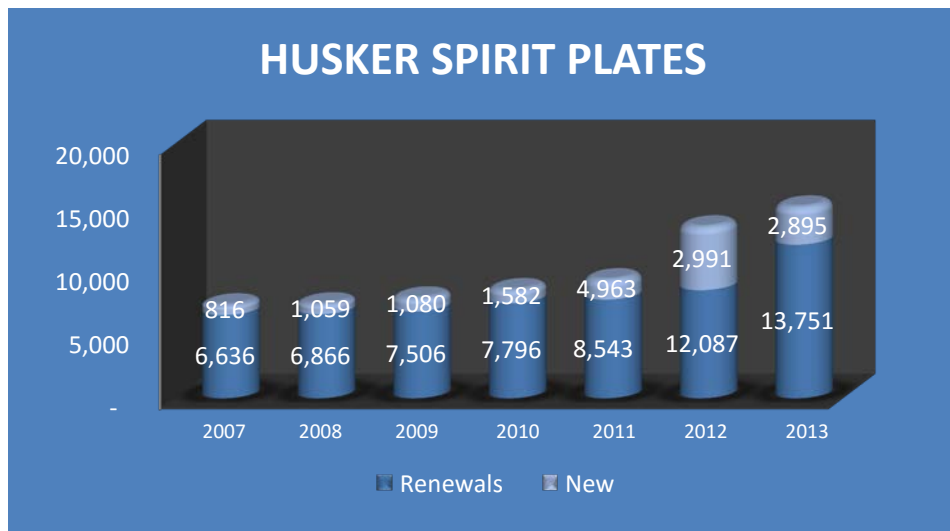
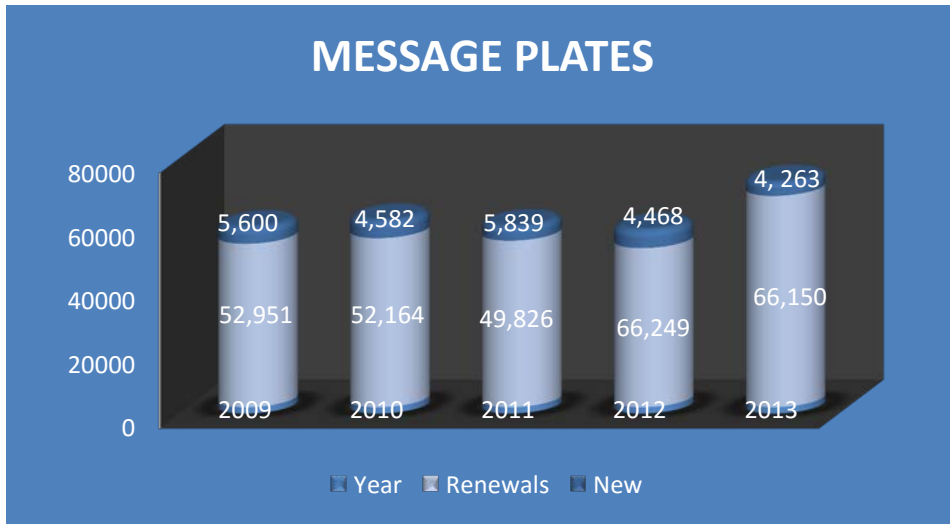
The data for the notices is processed on the VTR system at the county level by county treasurer staff and sent electronically to the Nebraska State Print Shop. The Print Shop prints and inserts the notices into envelopes and forwards the envelopes to the State's mailing services vendor for NCOA processing and mailing.

- LB 801, effective September 6, 2013 modified the definition of utility vehicle (UTV) to include those units that are not more than 180 inches in length.






Additional activities in the achievement of our goals/accomplishments include:

- Manage online services related to the Division's activities.
- Approve and maintain a list of self-insured companies in Nebraska.
- Approve providers and participating lenders for the ELT program.
- Compile, maintain and provide a list of lenders for the use in the lien notation process at the county level.
- Process license plate and validation decal orders for all 93 counties.
- Complete requests for vehicle and driver records.
- Issue handicapped parking permits.
- Design, order, and distribute forms used by county officials in the issuance of driver licenses, titles, and registrations.
- Provide vehicle information concerning safety recall campaigns.
- Issuance of message, spirit, organizational, Gold Star Family, special interest, sample, amateur radio, ex-prisoner of war, Purple Heart, handicapped, Disabled American Veteran, Pearl Harbor Survivor, transporter, repossession, boat dealer trailer, antique, and film vehicle license plates.
- Provide help desk assistance to County Treasurers for the issuance of driver licenses, titles, and registrations.
- Provide assistance to the general public and law enforcement for driver license, title, registration, and handicapped parking permit related areas.
- Manage the transfer of information from and to other state DMV's.
- Provide clearance and military exemption information.
- Create and provide training to staff, agents, and other requesters for identity theft and motor vehicle related document authentication.
- Perform threat assessments resulting from threats of violence or actual violence, directed towards DMV employees.
- Perform facial recognition system queries for outside law enforcement agencies to aid in their criminal investigations.

The advertisement features a dark blue header with the 'clickdmv' logo on the left and the text 'Your Nebraska DMV Online' on the right. Below the header, the website URL 'www.clickdmv.ne.gov' is displayed. A search icon and logos for Visa, Mastercard, and American Express are also present. The main body of the ad has a background image of a road stretching into the distance under a blue sky. The text 'SAVE TIME... GO ONLINE!' is prominently displayed. Below this, a list of services is provided with red diamond bullet points: 'Order a Specialty License Plate', 'Renew your License Plate/Vehicle or Boat Registration', 'Renew or Replace your Driver License or State ID Card', 'Check the Status of a Driver License', 'Pay your Traffic Ticket Fines', and 'And More...'. In the bottom left corner, there is a QR code and the URL 'clickdmv.ne.gov'. In the bottom right corner, there is an image of a laptop, tablet, and smartphone displaying the website, with the text 'NEBRASKA.GOV' below it.



DRIVER AND VEHICLE RECORDS STATISTICS – 2013

Driver Licenses Issued		332,329
Driver Permits Issued		68,545
Identification Cards Issued		28,795
Duplicate/Replacement Licenses/Permits Issued		98,381
TOTAL Driver License/Permits/ID Cards Issued		528,050
Driving Records Processed through DMV		9,483
Driving Records Processed through Nebraska Interactive		933,127
TOTAL Driving Records Processed		942,610
Surrendered Licenses Processed		19,403
Clearance and Military Letters Processed		388
Monies received from the sale of vehicle record information – DMV		\$ 126,696.82
Monies received from the sale of vehicle record information – Nebraska Interactive		\$ 178,221.00
Monies received from driver record monitoring service		\$ 376,613.22
Monies received from driver header records		\$ 46,305.28
Message Plates Processed 	New	4,263
	Applications processed in-house	679
	Applications processed online	3,584
	Renewal	66,150
Cornhusker Spirit Plates Processed 	New	2,895
	Applications processed in-house	335
	Applications processed online	2,560
	Renewal	13,751
Gold Star Family Plates Processed 	New	10
	Renewal	163
Organizational Plates Processed 	New	382
	Applications processed in-house	133
	Applications processed online	249
	Renewal	1,626
Special Interest Plates Processed 	New	417
	Applications processed in-house	131
	Applications processed online	286
	Renewal	62
License Plates Issued	Sample License Plates	250
	Amateur Radio	53
	Ex-Prisoner of War	0
	Purple Heart	43
	Handicapped	777
	Handicapped Renewal	6,919
	Disabled American Veteran	236
Plates/ Registrations Issued	Repossession	60
	Transporter	1,783
	Boat Dealer Trailer	78
	Film Vehicle	0

DRIVER AND VEHICLE RECORDS STATISTICS – 2013 Continued

Motor Vehicle Registrations	Number of Registration Renewals Processed Online	173,542
	Number of Motor Vehicle Registration Renewal Notices Mailed (effective 10/1/2013)	549,570
Titles Issued	Bonded	293
	State	1,464
	Duplicate	49,677
	Corrected	6,487
	Statewide	658,438
	Titles Surrendered to Other States	11,108
	Titles Marked Junked	7,937
Liens	Liens Noted ¹	164,632
	Liens Noted – Participating Lenders ²	65,642
	Number of Participating Lenders as of 12/31/2013	889
	Total Number of Liens Noted (Total of 1 and 2)	230,274
Misc. Issued	Vehicle Identification Number Plates Issued	254
	Hull Identification Number Plates Issued	62
	Handicap Permits Issued Total:	47,392
	Applications processed in-house	30,090
	Applications processed online	17,302
Antique Plates/Registrations Issued	Motorcycle	58
	Motorcycle Vintage	12
	Regular	582
	Vintage	656
	TOTAL Antique Plates	1,308

DRIVER AND VEHICLE RECORDS – FRAUD UNIT STATISTICS – 2013

Facial Recognition Potential Matches Reviewed	209,452
Facial Recognition Queries Processed	375
Threat Assessment Cases Initialed	10
Criminal Cases Initiated	694
Arrests	91

2013 NEBRASKA			
VEHICLE REGISTRATION			
TOTAL VEHICLES REGISTERED		2,315,126	
PASSENGER		TRAILER	
Regular	1,090,080	Utility	173,789
Amateur Radio	1,223	Farm	75,337
Low Speed Vehicle	18	Fertilizer	22,218
Message	36,998	Commercial	31,507
Spirit	2,395	Pole & Reel	330
Spirit Message	9,395	Non-Resident	233
Gold Star	47	Semi	6,673
Gold Star Message	78	Message Utility	20
Organizational	1,650	Spirit Message Utility	9
Message Low Speed Vehicle	1	Organizational Utility	1
Spirit Message Low Speed Vehicle	1	Message Farm	4
Non-Resident	6,099	Spirit Message Farm	1
Handicapped	7,383	Message Commercial	14
Antique	12,615	Spirit Commercial	2
Vintage	4,035	Spirit Message Commercial	10
Special Interest Numeric	25	Message Semi	3
Special Interest Message	303	Apportioned Trailer Units	75,104
Ex-Prisoner of War (ex-pow)	35	TOTAL	385,255
Pearl Harbor Survivor	3	DEALER	
Disabled American Veteran	1,343	Passenger	10,798
Purple Heart	889	Personal Use	346
Thirty Day	53	Motorcycle	391
TOTAL	1,174,669	Trailer	582
MOBILE HOME		Boat Dealer Trailer	90
Recreational	35,440	Repossession	70
Self-Propelled	7,356	Transporter	1,945
Message Recreational	88	TOTAL	14,222
Message Self-Propelled	170	TRUCK	
Spirit Self-Propelled	9	Commercial	355,826
Spirit Message Recreational	9	Farm	161,033
Spirit Message Self-Propelled	39	Non-Resident Commercial	1,142
Organizational Self-Propelled	2	Local	590
TOTAL	43,113	Minitruck	184
GOVERNMENT		Message Commercial	10,391
Municipal	15,305	Spirit Commercial	621
County	11,479	Spirit Message Commercial	2,733
State	10,235	Gold Star Commercial	17
School District	8,518	Gold Star Message Commercial	16
Municipal Motorcycle	10	Organizational Commercial	272
County Motorcycle	3	Message Farm	1,887
State Motorcycle	12	Spirit Farm	59
TOTAL	45,562	Spirit Message Farm	407
MOTORCYCLE		Gold Star Farm	1
Regular	52,106	Gold Star Message Farm	1
Non-Resident	499	Organizational Farm	8
Message	2,442	Special Mobile Equipment (SME)	1,144
Spirit	9	Soil & Water	434
Spirit Message	172	Farm Semi - Tractor/Trailer	13,522
Gold Star	4	10% Reduction	212
Gold Star Message	9	Apportioned Power Units	37,447
Organizational	5	TOTAL	587,947
Antique	458	BUS	
Handicapped	59	Non-Commercial	2,015
Vintage	70	School	1,139
TOTAL	55,833	Commercial	532
TAX EXEMPT		Non-Resident	3
TOTAL	3,868	Local	69
SNOWMOBILE		TOTAL	3,758
TOTAL	899		

2013 DMV Annual Report

COUNTY	NO.	PLATE TYPE																										
		Pass-enger	LSV	Handi-cap	Am. Radio	Mobile Home	Tax Exmpt	Messa-age	Spirit	Org	Spec Int	PH Sur	EX-POW	DAV	Prpl Hrt	Gold Star	Antiq./Vintage	Motor-cycle	Snw-mobl	Comm	Apport-ioned	Farm	Farm Semi	Mni Trk	Local	Soil-Wtr	SME	
ADAMS	14	18,032	1	149	22	907	221	1,109	355	5	11	-	-	25	22	2	36	1,012	1	7,607	-	2,210	300	4	14	5	7	
ANTELOPE	26	4,211	-	19	9	336	8	208	60	1	2	-	-	5	4	-	21	347	9	2,004	-	2,741	313	9	2	7	24	
ARTHUR	91	229	-	2	1	23	-	22	1	-	-	-	-	-	-	-	3	2	64	-	325	4	-	-	-	-	9	
BANNER	85	414	-	1	-	43	-	15	3	-	-	-	-	2	1	-	21	-	73	-	633	44	-	-	-	-	8	
BLAINE	86	263	-	1	-	31	1	15	6	-	-	-	-	-	-	-	9	1	45	-	432	-	-	-	-	-	4	
BOONE	23	3,606	-	8	8	236	6	182	80	1	-	-	-	3	2	-	18	228	8	1,474	-	2,183	317	-	-	-	4	9
BOX BUTTE	65	6,884	-	39	4	529	21	269	118	-	2	-	-	7	2	5	47	660	5	3,743	-	2,054	105	-	9	-	8	
BOYD	63	1,334	-	7	2	109	4	39	10	-	-	-	-	1	-	-	9	113	-	435	-	947	10	1	1	-	-	
BROWN	75	1,757	2	17	1	144	3	76	28	-	-	-	-	1	3	-	2	95	6	854	-	1,266	35	-	-	8	20	
BUFFALO	9	27,167	-	186	31	1,279	152	1,305	421	16	5	-	-	38	27	7	58	1,520	7	11,492	-	3,435	395	6	7	1	69	
BURT	31	4,068	-	30	8	238	2	312	65	2	3	-	1	9	3	-	17	364	12	1,943	-	1,568	235	2	3	5	-	
BUTLER	25	5,598	-	26	5	333	6	303	65	3	3	-	-	2	9	1	28	300	4	2,249	-	2,544	247	6	1	13	1	
CASS	20	15,739	1	118	26	1,160	40	1,109	254	18	5	-	-	41	17	4	30	1,154	22	6,911	-	2,064	146	-	3	9	7	
CEDAR	13	5,303	-	25	1	357	7	119	48	1	1	-	-	2	6	1	13	269	40	2,066	-	2,759	233	2	1	3	18	
CHASE	72	2,202	-	23	1	213	5	172	51	2	-	-	1	2	1	-	2	156	-	1,367	-	1,684	226	3	6	3	11	
CHERRY	66	3,217	-	21	1	236	11	143	44	1	-	-	-	7	2	2	9	173	11	1,310	-	2,410	48	1	-	-	10	
CHEYENNE	39	6,410	-	39	7	492	26	219	73	5	2	-	-	3	9	2	29	423	3	2,995	-	1,795	137	-	28	-	8	
CLAY	30	3,831	-	31	2	344	4	247	54	1	-	-	-	6	1	-	25	250	-	2,218	-	2,003	332	3	1	4	15	
COLFAX	43	6,429	-	19	8	349	17	290	86	4	-	-	-	1	1	-	18	280	20	2,321	-	1,832	197	4	9	-	14	
CUMING	24	5,786	-	24	3	303	23	254	51	1	2	-	-	5	9	-	15	238	21	2,272	-	2,531	75	1	11	1	-	
CUSTER	4	6,712	-	27	11	602	27	344	73	-	1	-	1	17	7	2	22	429	10	2,563	-	4,554	501	4	2	24	46	
DAKOTA	70	12,446	-	117	9	397	1	267	134	-	-	-	1	3	12	-	504	48	4,241	-	707	95	2	1	-	5		
DAWES	89	4,444	-	47	16	327	41	152	21	-	1	1	1	11	9	1	6	335	9	1,970	-	1,460	12	-	5	3	43	
DAWSON	18	14,161	-	80	7	709	45	573	197	10	-	-	3	7	15	-	34	655	-	6,298	-	3,221	44	2	3	3	36	
DEUEL	78	1,294	-	6	-	112	7	46	16	-	-	-	-	3	1	-	87	-	710	-	722	28	-	-	-	5	5	
DIXON	35	3,790	-	24	3	232	6	166	34	1	-	-	-	2	-	-	8	194	8	1,388	-	1,322	135	2	1	-	13	
DODGE	5	21,762	1	150	47	1,021	44	1,195	274	19	12	-	1	28	19	3	69	1,299	5	8,409	-	1,851	175	5	12	-	8	
DOUGLAS	1	311,209	1	1,917	222	4,552	1,301	13,128	3,842	1,284	82	1	6	139	176	28	428	10,260	125	64,458	-	502	21	1	140	-	8	
DUNDY	76	1,175	-	12	1	93	1	60	20	-	-	-	-	2	-	-	2	71	-	562	-	1,094	90	1	-	-	7	
FILLMORE	34	3,540	-	37	2	263	4	205	51	1	-	-	-	21	6	1	29	244	5	1,902	-	2,054	346	8	16	1	59	
FRANKLIN	50	1,942	-	28	-	153	4	87	49	-	-	-	-	8	2	-	12	97	2	830	-	1,707	182	-	-	-	4	
FRONTIER	60	1,628	-	12	-	137	14	81	7	-	-	-	-	2	1	-	5	88	1	645	-	1,670	137	2	-	8	-	
FURNAS	38	3,183	-	29	6	279	19	152	36	4	-	-	-	1	-	1	13	194	-	1,571	-	1,452	178	1	1	16	5	
GAGE	3	13,209	-	81	14	784	73	615	226	1	-	-	-	27	13	-	89	584	40	5,948	-	3,142	215	3	7	18	18	
GARDEN	77	1,244	-	14	2	106	-	59	2	-	-	-	-	1	1	-	6	69	3	580	-	937	21	-	1	-	6	
GARFIELD	83	1,150	-	11	3	109	-	66	5	1	-	-	-	-	1	-	-	56	1	486	-	681	36	-	2	-	12	
GOSPER	73	1,252	-	6	-	85	1	110	28	-	-	-	1	2	5	-	4	62	1	614	-	797	64	1	-	7	11	
GRANT	92	323	-	3	-	35	1	28	2	-	-	-	-	-	-	-	-	12	4	149	-	413	15	-	-	6		
GREELEY	62	1,593	-	6	3	99	2	76	18	-	-	-	-	1	2	3	5	75	-	639	-	1,125	96	2	-	28	-	
HALL	8	35,083	-	210	28	1,419	140	1,666	560	16	7	-	-	35	20	5	92	1,782	7	14,395	-	2,450	369	1	24	11	39	
HAMILTON	28	5,741	-	36	6	385	13	344	109	2	3	-	1	8	7	-	32	414	4	2,781	-	2,126	376	3	6	4	24	
HARLAN	51	2,188	-	19	2	146	5	103	24	-	1	-	-	3	-	-	2	169	2	957	-	1,408	173	4	-	5	-	
HAYES	79	574	-	2	1	45	-	13	11	-	-	-	-	-	-	-	-	20	-	142	-	983	90	1	-	-	1	
HITCHCOCK	67	1,813	-	15	1	151	1	49	15	-	-	-	-	-	1	-	-	124	-	1,017	-	1,114	38	2	-	-	12	
HOLT	36	6,400	-	22	8	492	48	271	104	-	-	-	1	5	8	3	11	381	47	2,645	-	3,796	164	12	3	2	22	
HOOVER	93	521	-	2	1	40	3	10	1	-	-	-	-	-	-	-	-	14	1	218	-	356	1	-	1	1	10	
HOWARD	49	4,128	-	22	1	325	1	265	44	1	-	-	-	3	6	-	30	216	17	1,853	-	1,951	175	-	8	19	9	
JEFFERSON	33	4,515	-	30	9	343	59	223	75	1	-	-	-	5	4	1	19	258	6	2,323	-	1,968	115	3	4	7	3	
JOHNSON	57	2,787	-	21	1	166	2	110	28	-	-	-	-	4	1	1	21	141	-	1,165	-	1,095	46	-	-	6	4	
KEARNEY	52	4,071	-	35	8	298	26	216	71	-	1	-	-	7	4	1	22	285	1	1,943	-	1,919	366	-	-	11	8	
KEITH	68	5,570	-	64	10	528	9	267	77	4	2	-	-	3	7	5	5	292	-	2,760	-	1,567	13	1	1	2	8	
KEYA PAHA	82	487	-	1	-	37	1	27	5	-	-	-	-	1	-	-	4	25	-	131	-	625	17	2	-	-	3	
KIMBALL	71	2,208	-	21	2	177	-	89	22	-	-	-	-	1	3	2	1	120	-	1,027	-	861	96	4	-	-	44	
KNOX	12	5,079	-	28	5	383	14	184	35	2	1	-	-	5	9	2	28	294	34	2,098	-	2,530	200	6	1	5	10	
LANCASTER	2	162,372	2	1,035	274	3,933	402	8,006	2,699	48	88	-	5															

2013 DMV Annual Report

COUNTY	NO.	NON-RESIDENT		TRAILER								DEALER				GOVERNMENT				2013 Total	
		10% Red.	Bus	Comm/Bus/MC/Pass/30 Day/Trlr	Comm.	Utility	Farm	Semi	Fert-lizer	Apport-ioned	Pole Reel	Pass-enger	Per-sonal	MC	Trfr	Trnp/Bt Trfr/Rep	State	County	Muni-cipal		School District
ADAMS	14	-	93	-	1,000	3,129	1,074	361	639	-	5	233	1	14	19	-	-	181	339	203	39,348
ANTELOPE	26	-	-	2	251	1,524	1,169	114	349	-	1	31	4	3	3	-	-	125	145	108	14,169
ARTHUR	91	-	-	-	12	69	206	-	-	-	-	-	-	-	-	-	1	14	-	11	998
BANNER	85	-	-	-	16	82	374	3	-	-	-	-	-	-	-	-	-	31	-	18	1,782
BLAINE	86	2	-	-	13	22	317	-	-	-	-	3	1	-	-	-	-	34	1	27	1,228
BOONE	23	1	-	-	148	935	1,036	117	341	-	5	34	1	2	1	-	-	99	104	57	11,254
BOX BUTTE	65	4	6	5	393	1,835	967	29	242	-	2	35	2	-	1	-	-	106	166	53	18,357
BOYD	63	-	1	-	40	316	571	4	38	-	3	7	-	-	-	-	-	57	23	41	4,123
BROWN	75	-	4	-	166	608	684	30	157	-	6	34	1	-	3	-	-	100	69	15	6,195
BUFFALO	9	23	94	14	970	6,499	1,647	392	493	-	6	294	10	8	40	-	-	232	320	205	58,871
BURT	31	-	11	-	100	1,236	607	30	234	-	2	35	1	2	2	-	-	85	125	75	11,435
BUTLER	25	-	27	-	169	1,447	1,136	203	493	-	3	22	2	1	5	-	-	194	86	67	15,602
CASS	20	-	42	278	328	4,363	647	53	2	-	4	180	4	3	6	-	-	180	185	131	35,284
CEDAR	13	-	14	-	185	1,628	1,018	66	156	-	3	37	-	1	4	-	-	91	145	100	14,723
CHASE	72	3	-	-	158	933	862	51	372	-	-	61	-	1	4	-	-	80	111	70	8,837
CHEERY	66	-	19	-	136	1,017	1,669	22	-	-	1	37	3	1	5	-	-	248	70	36	10,921
CHEYENNE	39	4	15	2	168	1,973	536	27	77	-	5	67	2	5	7	-	-	127	166	107	15,993
CLAY	30	1	-	-	249	1,211	878	96	1,006	-	-	51	2	-	5	-	-	77	156	72	13,176
COLFAX	43	-	6	-	229	1,067	700	191	412	-	-	55	2	-	4	-	-	69	135	80	14,849
CUMING	24	-	3	2	312	1,469	1,055	46	249	-	4	43	-	-	5	-	-	44	109	67	15,034
CUSTER	4	13	-	4	401	1,775	2,385	111	317	-	14	54	1	1	5	-	-	234	178	122	21,594
DAKOTA	70	-	37	1	447	2,089	336	180	11	-	-	205	3	7	11	-	1	117	188	81	22,704
DAWES	69	-	7	2	135	1,144	790	20	1	-	2	153	5	8	9	-	1	136	132	41	11,501
DAWSON	18	-	13	-	861	3,546	1,598	30	361	-	-	166	1	1	10	-	-	174	290	161	33,315
DEUEL	78	2	-	-	48	419	346	11	294	-	-	1	-	-	-	-	-	41	57	27	4,288
DIXON	35	-	-	-	92	1,001	561	46	-	-	-	9	-	-	1	-	-	57	123	57	9,276
DODGE	5	1	58	8	566	4,236	714	98	338	-	1	433	11	21	31	-	-	86	483	151	43,645
DOUGLAS	1	-	1,753	730	3,215	17,578	100	304	1	-	44	2,779	68	90	48	-	57	1,228	2,381	872	445,079
DUNDY	76	-	1	-	78	299	492	5	6	-	6	9	-	-	-	-	-	63	32	46	4,228
FILLMORE	34	-	11	-	233	1,105	857	101	604	-	-	22	2	-	2	-	-	67	118	58	11,975
FRANKLIN	50	-	2	-	73	596	677	12	282	-	4	3	1	-	-	-	1	62	84	30	6,934
FRONTIER	60	-	-	1	61	563	803	42	119	-	2	1	-	-	-	-	-	90	37	67	6,224
FURNAS	38	12	-	1	237	1,074	653	20	569	-	2	51	3	1	5	-	-	90	130	93	10,081
GAGE	3	-	52	11	543	2,988	1,110	132	307	-	5	139	7	3	15	-	-	148	276	193	31,036
GARDEN	77	2	4	1	37	492	526	17	88	-	-	5	1	-	2	-	-	107	9	20	4,363
GARFIELD	83	1	6	-	87	438	404	30	-	-	-	4	-	-	3	-	-	59	34	9	3,695
GOSPER	73	-	-	-	114	588	454	9	120	-	-	13	4	-	-	-	-	57	6	12	4,428
GRANT	92	-	-	-	21	206	237	7	-	-	2	1	-	-	2	-	-	43	5	15	1,530
GREELEY	62	9	2	-	96	408	606	63	115	-	1	7	-	-	-	-	-	70	64	56	5,270
HALL	8	1	166	12	1,295	5,979	1,017	391	1,004	-	25	623	13	27	38	-	-	245	450	257	69,922
HAMILTON	28	3	-	2	486	1,624	1,087	58	739	-	1	21	-	-	4	-	-	118	107	86	16,761
HARLAN	51	-	1	-	89	929	570	11	142	-	1	21	1	-	-	-	-	48	53	23	7,100
HAYES	79	-	-	-	17	202	399	6	26	-	1	-	-	-	-	-	1	48	3	23	2,609
HITCHCOCK	67	-	-	-	147	738	626	9	156	-	4	2	-	-	-	-	-	38	95	33	6,201
HOLT	36	70	14	-	350	2,211	2,469	118	227	-	5	96	6	-	18	-	-	168	181	61	20,439
HOOVER	93	-	4	-	51	167	204	3	-	-	2	-	-	-	-	-	-	36	20	21	1,688
HOWARD	49	-	2	-	113	1,440	830	68	270	-	2	59	1	1	8	-	-	111	69	56	12,104
JEFFERSON	33	-	23	6	218	1,164	930	9	623	-	5	38	6	2	3	-	-	144	101	87	13,330
JOHNSON	57	-	2	-	101	570	548	9	158	-	3	37	3	-	2	-	-	101	40	51	7,224
KEARNEY	52	2	1	-	132	1,354	727	64	819	-	-	30	2	-	3	-	-	82	93	80	12,682
KEITH	68	-	3	1	328	2,642	948	3	113	-	1	44	8	2	2	-	-	98	123	55	15,567
KEYA PAHA	82	-	8	-	17	270	365	-	-	-	-	-	-	-	-	-	-	46	2	5	2,078
KIMBALL	71	-	1	-	109	583	415	11	46	-	-	26	2	-	1	-	-	69	75	32	6,048
KNOX	12	-	22	-	226	1,696	1,316	42	87	-	1	48	10	1	1	-	-	96	190	82	14,771
LANCASTER	2	1	540	63	3,374	15,189	1,387	292	171	-	8	1,295	45	54	42	-	1	682	1,680	630	257,360
LINCOLN	15	-	38	6	673	6,743	2,355	52	225	-	1	185	14	16	16	-	-	283	370	228	51,391
LOGAN	87	-	-	-	41	133	371	16	48	-	1	2	-	-	-	-	-	25	7	20	2,000
LOUP	88	3	8	1	22	221	310	8	-	-	-	5	-	-	1	-	-	27	3	18	1,766
MADISON	7	-	44	2	746	4,613	923	191	162	-	14	288	9	19	34	-	-	194	331	377	44,043
MCPHERSON	90	-	-	-	22	72	279	-	-	-	-	-	-	-	-	-	-	19	-	8	1,185
MERRICK	46	-	9	-	312	1,382	795	107	333	-	4	38	1	2	-	-	-	63	122	56	13,434
MORRILL	64	1	3	-	227	750	872	61	262	-	6	8	-	1	1	-	-	100	91	57	9,211
NANCE	58	-	1	-	71	580	586	37	130	-	4	18	-	-	1	-	-	38	48	59	6,873
NEMAHA	44	-	1	-	76	1,081	429	8	93	-	-	29	-	1	2	-	-	101	102	66	10,044
NUCKOLLS	42	-	-	-	114	804	1,132	10	521	-	3	33	-	3	3	-	-	81	122	67	9,487
OTOE	11	-	12	1	449	1,978	1,072	-	136	-	7	65	1	3	5	-	-	113	178	79	21,904
PAWNEE	54	-	2	-	75	365	486	3	18	-	-	11	-	-	-	-	-	57	38	47	5,105
PERKINS	74	-	1	-	175	649	682	82	621	-	4	17	-	-	2	-	-	93	61	40	7,446
PHELPS	37	-	10	-	531	1,851	981	175	160	-	7	81	4	1	-	-	-	102	150	83	17,006
PIERCE	40	-	1	-	348	1,428	1,065	66	163	-	1	25	1	5	3	-	-	57	129	68	13,227
PLATTE	10	-	15	1	988	3,811	1,564	412	851	-	14	225	2	10	17	-	-	203	219	129	44,725
POLK	41	-	1	-	155	902	932	51	379	-	2	34	1	-	2	-	-	53	78	76	10,412
RED WILLOW	48	-	31	-	292	2,017	663	63	182	-	6	112	5	9	1	-	-	131	139	112	17,068
RICHARDSON	19	-	13	-	189	1,285	788	-	25	-	2	55	3	3	1	-	-	116	124	78	12,929
ROCK	81	4	-	-	78	188	623	23	68	-	-	2	-	-	-	-	-	77	14	13	3,385
SALINE	22	-	34	-	193	1,592	916	92	720	-	-	64	2	2	3	-	-	122	257	70	19,865
SARPY	59	38	156	6,854	2,111	9,028	173	176	104	-	19	731	27	15	32	-	-	311	632	387	160,660
SAUNDERS	6	2	23	9	592	3,550	1,344	138	247	-	4	119	4	2	6	-	2	232	194	128	32,351
SCOTT'S BLUFF	21	-																			



An Affirmative Action/Equal Employment Opportunity Agency